

System Impact Committee Minutes

March 5th, 2025

2:00pm-4:00pm

Join Zoom Meeting

Phone: 1 646-876-9923

Meeting ID: 88041862364

System Impact Committee meetings are public. Public Participation by Alameda County Residents, including residents with lived experience of homelessness is encouraged. Public Comment, limited to two minutes per person will be taken at the beginning of each meeting.

Helpful links:

- **Google drive folder** for the System Impact Committee: https://drive.google.com/drive/folders/1nM9ePaLZFrBi_PTMIPW1tk20WtpQ8glU?usp=s_haring
- **Website page** (on EveryOne Home website) for the System Impact Committee: <https://everyonehome.org/about/committees/system-impact-committee/>
- **Acronyms and Glossary:** https://docs.google.com/spreadsheets/d/118hFMAU2IE-FqYmK8TZ9Hp40vmS1zRck9EBEbPIbwy8/edit?usp=drive_link
- **Alameda County data dashboard:** https://homelessness.acgov.org/data_homeless_response_page

Committee Purpose

The purpose of the System Impact Committee is to monitor progress against the community's [strategic plan \(Home Together\)](#), including regular review of system-level and provider performance to support more rapid identification of emerging trends and needed changes to policy and programming. The committee will also be responsible for monitoring actual system performance against assumptions used in the Home Together system modeling to support updates to the plan as needed.

You can learn more about the Committee's Purpose [here](#).

Meeting Purpose / Overview

The **March System Impact Committee meeting** will focus on key updates related to system data and performance. We will hear a **presentation from H&H on the 2024 Point-in-Time (PIT) Count results**, providing insights into the latest data on homelessness in our community. The **HMIS Lead will provide an update on System Performance Measures**, highlighting trends and key metrics used to assess system effectiveness. Finally, we will continue our **discussion on updating performance measures**, ensuring they align with our goals for accountability and impact.

You can submit written comments and feedback before or after our February using this [survey](#).

Minutes

1) Welcome and Introductions (Matthieu Kaman, Homebase)

2) Approval of February 5th, 2025 minutes

- a. Minutes from February 5th, 2025 approved.

3) System Impact Committee Public Comment

- a. No public comment.

4) Announcements (Homebase)

- a. **Committees Now Recruiting for more Voting Members!** Applications will be open until March 14th, 2025, see [application link](#) for more information.
- b. before March 10 - **Community Meeting Planning:**
 - i. If you have an idea for themes or presentations at the May Community Meeting, please let us know! Email your thoughts to alameda@homebaseccc.org before March 10th, 2025.
- c. **Acronym Glossary Project**
 - i. EveryOne Home, the Oakland, Berkeley/Alameda County Continuum of Care (CoC), is updating the Acronym Glossary. We aim to create more inclusive, equitable, and collaborative environments for committee spaces. This glossary will increase shared understanding for all partners. [You can view the current Acronym Glossary here.](#)
 - ii. Your feedback is essential to this process! You can provide feedback through the [Acronym Glossary Feedback Form](#) or by attending a virtual Acronym Glossary Focus Group on March 25, 2025 from 9:00am to 10:00am. The Zoom information for the Acronym Glossary Focus Group is included below.
 1. Acronym Glossary Focus Group
 2. Tuesday, March 25, 2025, 9:00am to 10:00am
 3. [Zoom Link](#), Meeting ID: 816 0763 5572
- d. The Harvard Kennedy School [Government Performance Lab \(GPL\)](#) **invites you to join our Data-Driven Decision-Making Training series.** These trainings are virtual and open to anyone working in and around homelessness prevention and response work in Alameda County. The intended audience is those new to data.
 - i. **Please register for the training [here: bit.ly/gpltraining](https://bit.ly/gpltraining).**
 1. **Unpack & Interpret Data | Friday, March 14 at 10 am - 12 noon:** Learn strategies for disaggregating data to better understand what your data is telling you.
 2. **Communicate with Data | Friday, April 11 at 10 am - 12 noon:** Bring all your learnings from previous sessions together and focus on how to present data to support action-oriented meetings and conversations.
 - ii. Please reach out to Sky Mihaylo (skymihaylo@hks.harvard.edu) if you have any questions.
- e. Coordinated Entry Survey now open for Alameda County, closes March 21st. We encourage everyone to provide input and [fill out the survey](#).

5) Ice Breaker (Josh Jacobs, co-chair)

- a. Before we dive into today’s discussions on system data, let’s do a quick warm-up. Think about a time in your own work or daily life when you had to **use data to make a decision**—big or small. It could be anything from reviewing program performance, adjusting a budget, or even tracking your personal fitness or spending. What was the data, and how did it help guide your decision?
- b. Committee members shared reflections about using data in their personal and professional lives.

6) 2024 Point in Time Count Results (Jonathan Russell, Alameda County Health, Housing and Homelessness Services)

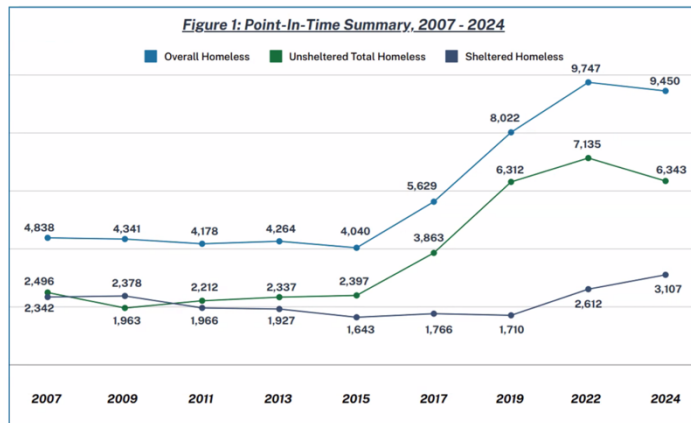
- a. The SIC’s role and responsibilities include providing input on Point in Time count methodology and to serve as forum for reviewing pit results, discussing implications, and recommending framing for reporting to board and public. Jonathan Russell provided a presentation of the final report from the 2024 Point in Time Count.

Presentation Highlights:

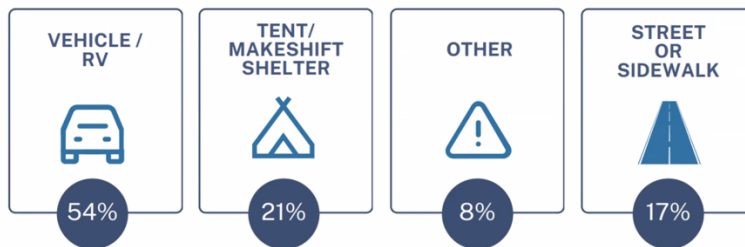
- Jonathan gave a demonstration on how to navigate the data dashboard of all PIT Count results.

2024 Overall Trends

- Overall Count **-3%**
- Unsheltered **-11%**
- Sheltered **+19%**
- This is the first time since 2013 that the overall PIT Count has gone down.
- This is the first time since 2009 that the sheltered rate has increased while the unsheltered rate has decreased.



Unsheltered Living Situations Homelessness



- Jonathan also shared other data about reasons people were homeless and length of time homeless. 83% reported current episodes of 1 year or more, up from 75% in 2022 and 69% in 2019. Overall current experiences are getting longer.
- First-time homelessness was also up – 31% in 2019 and 2022 but 57% In 2024 – underscoring the need for targeting homelessness prevention
- Important to note the 2024 count was exclusively unsheltered homelessness versus a mix of sheltered and unsheltered in past year
- Barriers to shelter: shelter experience, rules and restrictions
- Racial disparities still persist (Figure 9 of the report)
- More than 75% of the unsheltered population has lived in Alameda County for 10 years or more, a 17% increase since 2019
 - 93% are either from or have lived in Alameda County for extended periods of time
 - White residents are more likely to have shorter lengths of time living in Alameda County than the average
 - Black residents are more likely to have longer lengths of time living in Alameda County than the average
- Also racial differences in who is accessing shelter, Black and African/American make up more of sheltered homelessness while Asian American and Latino/a make up more of unsheltered homelessness

Discussion:

- Shantae White (Abt Global) clarified that this report was more delayed than normal and asked if it impacted the 2025 count planning. Jonathan shared that the next unsheltered count won't take place until January 2026, so the delay in the report didn't impact the 2025 count. Shantae also asked if there is significance in having 2007 data in the presentation. Jonathan shared that 2007 is the first count data the County has.
- Amy Lara (City of Oakland): Question on the Unsheltered Insights tab, can we see the results based on unsheltered living situations homelessness?
- Shantae: Does the community have additional special questions on PIT surveys? Or are the surveys being used the standard surveys provided by HUD? If there are

additional questions, how do those get added? and Is it a CoC decision or have some of the working groups suggested additional questions to be added?

- Jonathan shared that the surveys are available in the Appendix and are a combination of the HUD questions and local questions. The survey was developed by the PIT planning teams who are made up of CoC Committee members and the survey is reviewed by the CoC. For 2024 they also did the observational count and the formal survey on the same day, leading to higher engagement.
- Caroline Topeé: Is there a data forecast of homelessness between PIT Count periods?
 - Jonathan shared that they do a sheltered count using HMIS data in between years as a rollover metric. The unsheltered 2024 count stays flat and is added to the 2025 sheltered count.
 - Nic: Who decides that formula? Instead of taking an average or multiplying an expected increase by 2024.
 - Jonathan: Generally standard practice but not completely sure. More of a local decision and common practice because we don't do a full count every year.
- Annie: Why do you think there are more individuals unsheltered versus families with children based on these stats?
 - Jonathan: More resources for families with children, we have a higher proportion of shelter beds for youth and families. Individuals also falling into homeless more. Families and youth often have more social networks that can buoy and help prevent or divert homelessness whereas isolation can contribute to becoming homeless. Also referenced the invisible homelessness of people couch surfing or doubled up with others.
 - Annie: Is there any strategy for capturing that?
 - Jonathan: There are counts done through school systems and the Office of Education for example that capture that kind of homelessness. It really depends on who is asking, who's counting, etc. And the people in that subgroup are who we would want to target prevention resources for that.
- Caroline: Does the PIT count document those that become unhoused/homeless again?
 - Jonathan: No, by definition just a point in time so doesn't capture returns to homelessness. We can assume based on the first-time question that everyone not first-time is either a return or continuation. The HMIS system would have more of the historical data and returns.
- Amy Lara, City of Oakland: for first time homelessness are we seeing any trends from previous that reflect a change in age of first time homelessness?
 - [insert at 1:08 hr mark]
 - Jonathan also referenced that in the Home Together data, that older adults access resources at a higher rate but also are falling back into homelessness

- Nic: If you were to take away 2 or 3 insights from the data or the count process for how to improve the system, what would they be?
 - Jonathan: We have a lot of people in chronic and disabling conditions so people want to create more Permanent Supportive Housing, but that is generally more expensive and takes longer for people to get into, so sometimes people develop disabling conditions while they're waiting for that intervention. We want to diversify the housing stock and be more quick term and nimble. Another huge takeaway is the importance of prevention; 57% of the unsheltered count is first-time which is very high, and most folks are not bouncing back into housing but are staying unhoused for a long time. Shows the needs for investing local revenue into the County's Prevention Framework.
- Nic: When does planning for the 2026 count begin?
 - Jonathan: Summer, will check back in. Also going to explore a new way to find new vendors to help with the count, data, and report drafting. Might release an RFP, might utilize a vendor pool. Will still use the same method as 2024 so we can have a good comparison with 2026. Will share volunteer and engagement opportunities as they come up.

7) Review of System Performance Measures (Alex Baker, HMIS Lead)

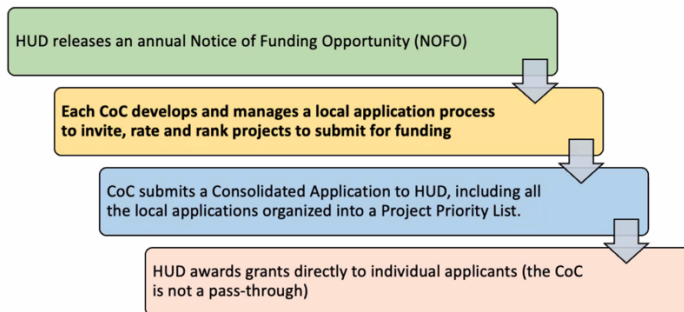
- a. Due to time, the Committee did not get to this item.

8) Reviewing and Updating Measures Used for Project Assessment and Ranking in the CoC Competition (Kate Bristol, NOFO Consultant)

- a. The SIC's role includes sharing information on provider performance with CoC Standards, Compliance, and Funding Committee to inform funding decisions. Kate continued her presentation from the February slides.

Presentation Highlights:

CoC Funding Process



HUD Requirements for Local Evaluation of Renewal Projects

- The CoC must evaluate the performance of all projects requesting renewal funding. This evaluation must include:
 - Objective rating factors; may include subjective factors
 - **Performance measures aligned to HUD's system measures**
 - Consideration of participant barriers
 - How projects take steps to identify and address racial disparities and advance equity
- HUD gives each CoC flexibility to determine their own scoring factors within this general framework
- As a reminder, CoC money primarily funds Permanent Supportive Housing (PSH) (not time-limited), Rapid Rehousing (RRH), Transitional Housing, Joint Transitional and Rapid Rehousing. It doesn't fund emergency interventions or outreach.
- Kate presented the six current performance measures and shared the definition and data of the measure.
- 2024 scored projects: 22 PSH and 8 RRH
- 1A: Housing Stability (PSH projects only), worth 14 points out of 100
 - Only thing that counts against a program here is if someone moves in and then leaves in less than 12 months.
 - In 2024, 22 PSH projects were scored.
 - The target performance was 95%, the average performance was 99.5% meaning almost all PSH projects have people experiencing housing stability.
 - Important to note that each project is a different size, some could have 100 units, some could have 8 units.
- 1B: Exits to Permanent Housing (TH, RRH, TH-RRH projects only), worth 14 points
 - The number of project participants who exit into permanent housing placement upon leaving TH, RRH, TH-RRH.
 - In 2024, 8 projects were scored
 - Target performance: 80%, Average performance: 70.4% - Almost identical to how people performed in 2023.
 - Over the past couple years, PSH got almost full scores but the comparable measures in TH and RRH don't score as highly.
 - Nic raised a question about how the size of each project would impact a percentage, say a project only has a few clients and one leaves, that would tank the percentage. Something important to consider in how we adjust moving forward. Josh shared that in other communities, they have added up past data to make the impact less drastic.
 - Kate: Sees a problem with using historical data, especially if providers are trying to improve from past years. The other challenge with this measure is that we don't look at how long people are in programs. Sometimes programs are trying to get people in and out more quickly but doesn't always ensure a good exit.

- TH, RRH, TH-RRH: target performance is 56%, average performance is 64%
- Nic asked about variation in this measure across age groups, seniors perhaps having more non-cash benefits
- 5: HMIS Data Quality (All projects), 6 points
 - Uses Annual Performance Measure Report (APR) – assessed by the HMIS system itself, looks if there is missing data
 - All projects: target performance 98% < average performance 99%
- 6: Bed/Unit Utilization (All projects), 4 points
 - Measures percentage of beds or units that are occupied on a nightly basis, measured in HMIS
 - Often see higher than 100% utilization because for voucher-based projects, the number of units fluctuates. Most projects at 100% utilization.

Next steps to consider:

- What is our rationale for resetting measures? Look at where performance is way above or way below.
- Are there other things we think we should be measuring projects against?
- Matt shared that the plan is to create a Performance Measure Workgroup out of SCF and get volunteers from the System Impact Committee. Also want the System Impact Committee to make recommendations for the workgroup.
- Nic also wanted to see what other Committees should be pulled into the workgroup. Matt shared that all Committees will have the opportunity to join. Annie agreed it would be great to have representation from all Committees.
- Caroline Topeé and Sabrina Abong volunteered to join. Annie interested but curious about time commitment. Matt shared they're hoping to wrap up the work by June. Kate estimates only needing 3-4 meetings between April and June.

9) Closing (Nic Ming, co-chair)

- a. Nic invited folks to join the SIC planning meeting, will need to agendize some of the follow-up from these presentations.

Committee Members

Alex Baker	HMIS Lead / OHCC	Absent
Annie Bailey	City of Fremont	Present
David Amaral	All Home	Absent
Doris Freeman	City of Oakland	Present
Fiani Johnson	The Araminta Ross Foundation	Absent
Jared DeFig	Wood Street	Present
Jason Espinoza	Insight Housing	Present
Jonathan Medrano	Covenant House	Absent
Josh Jacobs	City of Berkeley	Present

Miguel Dwin	Alameda County	Present
Nic Ming	Social Impact Wheel	Present
Nicole Adibi	FVLC-policy	Absent
Resheemah White	Emerging Leaders/BACS	Absent
Sabrina Abong	Youth Action Board	Present

Public Attendance:

- Patrick Anderson, Community Member
- Caroline Topeé, Community Member
- Shantae White, Abt Global
- Krsna Hare, Community Member
- Kate Bristol, Independent Consultant
- Jonathan Russell, Alameda County Health Housing and Homelessness Services
- Amy Lara, City of Oakland
- Brittany Carnegie, Community Member
- Suzanne Campillo, HMIS Lead Team
- Matthieu Kaman, Homebase
- Morgan Bernados, Homebase