

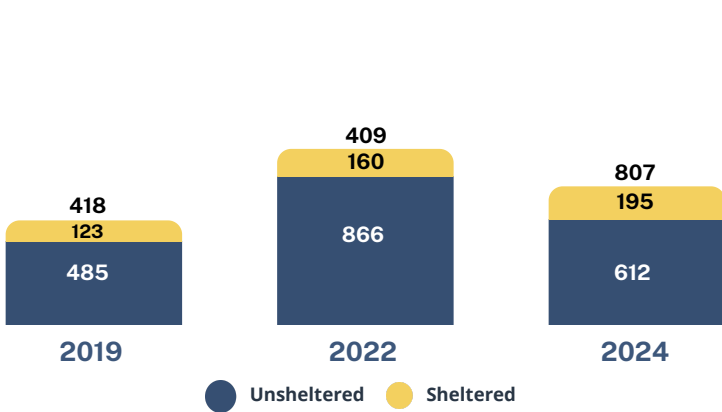


# CITY OF FREMONT

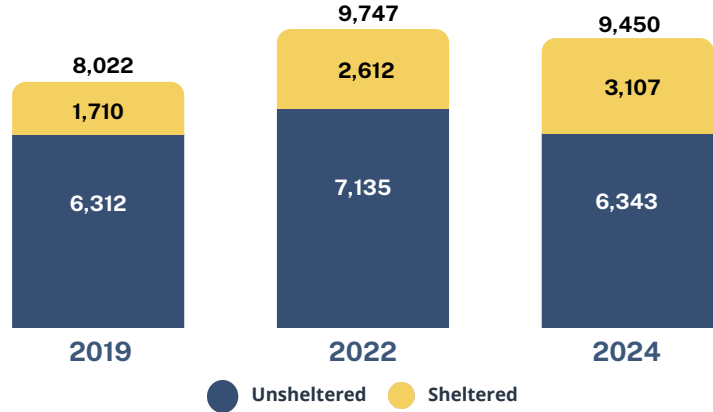
## HOMELESS CENSUS & SURVEY 2024 EXECUTIVE SUMMARY

Every 2 years, communities conduct counts of people experiencing both sheltered and unsheltered homelessness. The 2024 Alameda County Point-in-Time (PIT) Count was a community-wide effort conducted on January 25, 2024. The snapshot below includes people enrolled in shelter projects in Fremont on the night of January 24th and those interviewed or observed as experiencing unsheltered homelessness in the early morning hours of 1/25/24.

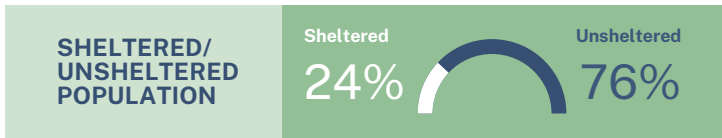
### CITY OF FREMONT



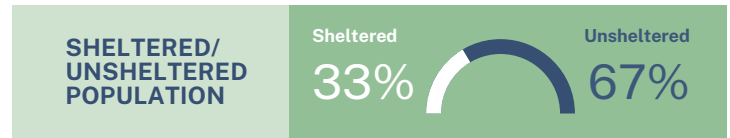
### ALAMEDA COUNTY



### FREMONT



### ALAMEDA COUNTY



### TYPE OF SHELTER

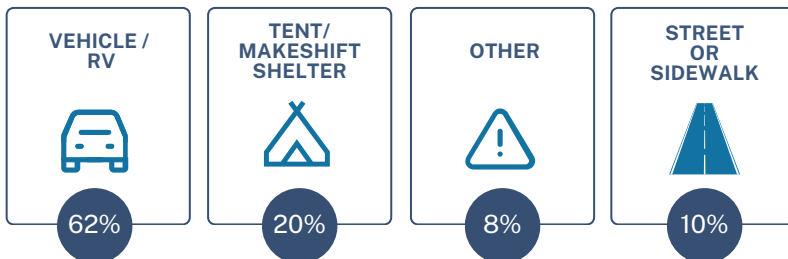
#### FREMONT

Emergency Shelter	Transitional Housing	Safe Haven
100%	0%	0%

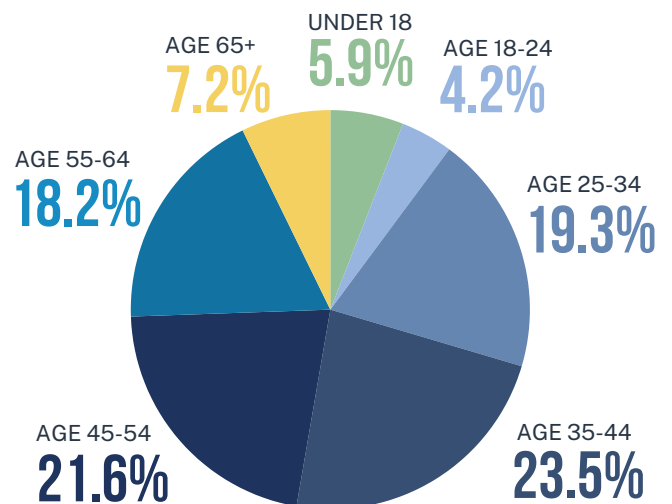
#### ALAMEDA COUNTY

Emergency Shelter	Transitional Housing	Safe Haven
73.1%	26.6%	0.4%


### FREMONT UNSHELTERED SLEEPING LOCATIONS



### AGE RANGES



### RESIDENCE PRIOR TO BECOMING HOMELESS

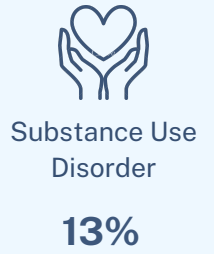
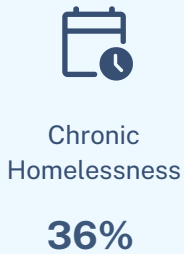




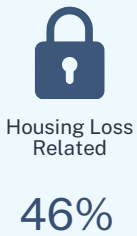
# CITY OF FREMONT

## HOMELESS CENSUS & SURVEY 2024 EXECUTIVE SUMMARY

### HOUSEHOLD CHARACTERISTICS



### PRIMARY CAUSES OF HOMELESSNESS



### LENGTH OF TIME LIVING IN ALAMEDA COUNTY



< 1 Year	1-4 Yrs	5-9 Yrs	10+ Yrs
10.4%	10.3%	11.3%	68%

### Gender Groups

(\*Please note the US Census only provides data for Male and Female categories)



#### \*Additional Gender Identities

3.5%

Man

50.1%

Man

65.2%

Woman

49.9%

Woman

31.4%

### ADDITIONAL HOUSEHOLD CHARACTERISTICS



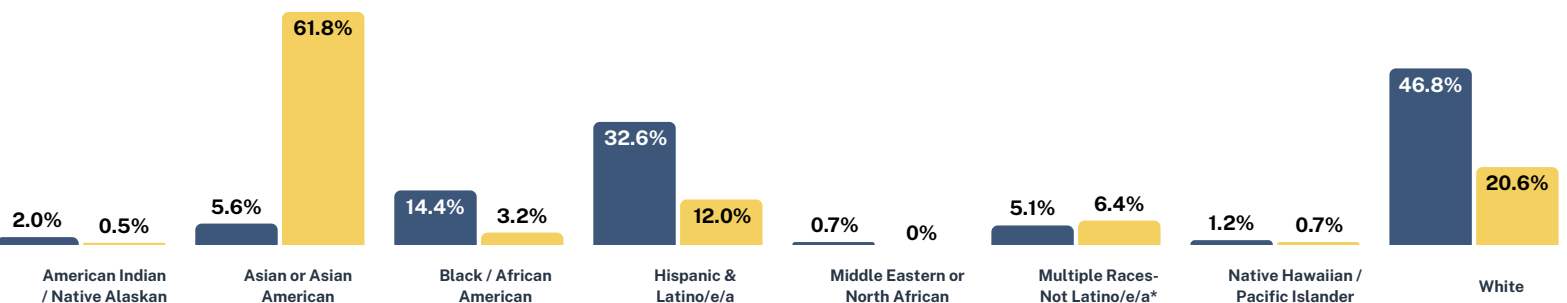
### RACE IDENTITIES COMPARED TO GENERAL POPULATION



PIT



General Population



\*Census data does not currently differentiate between Hispanic/Latino/a/e status for Multiple Races