

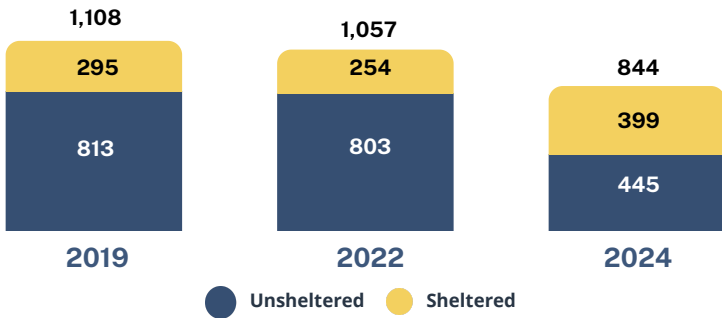


CITY OF BERKELEY

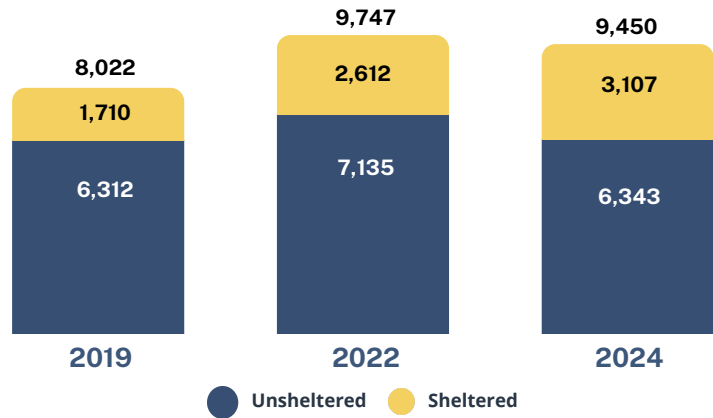
HOMELESS CENSUS & SURVEY 2024 EXECUTIVE SUMMARY

Every 2 years, communities conduct counts of people experiencing both sheltered and unsheltered homelessness. The 2024 Alameda County Point-in-Time (PIT) Count was a community-wide effort conducted on January 25, 2024. The snapshot below includes people enrolled in shelter projects in Berkeley on the night of January 24th and those interviewed or observed as experiencing unsheltered homelessness in the early morning hours of 1/25/24.

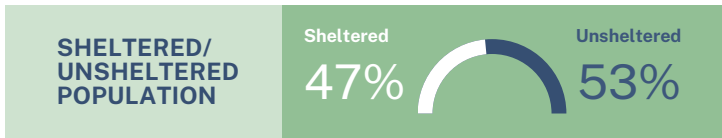
CITY OF BERKELEY



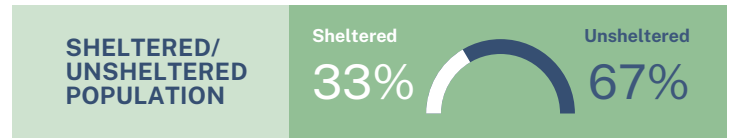
ALAMEDA COUNTY



BERKELEY



ALAMEDA COUNTY



TYPE OF SHELTER

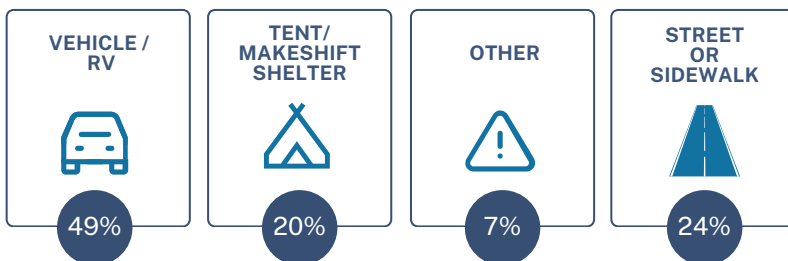
BERKELEY

Emergency Shelter	Transitional Housing	Safe Haven
95%	5%	0%

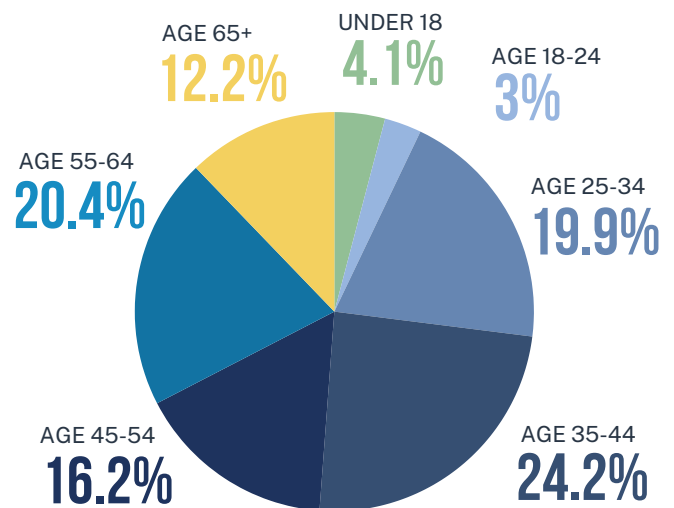
ALAMEDA COUNTY

Emergency Shelter	Transitional Housing	Safe Haven
73.1%	26.6%	0.4%


BERKELEY UNSHELTERED SLEEPING LOCATIONS



AGE RANGES



RESIDENCE PRIOR TO BECOMING HOMELESS

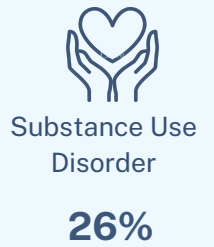

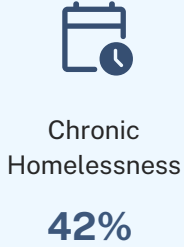




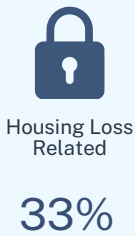
CITY OF BERKELEY

HOMELESS CENSUS & SURVEY 2024 EXECUTIVE SUMMARY

HOUSEHOLD CHARACTERISTICS



PRIMARY CAUSES OF HOMELESSNESS



LENGTH OF TIME LIVING IN ALAMEDA COUNTY

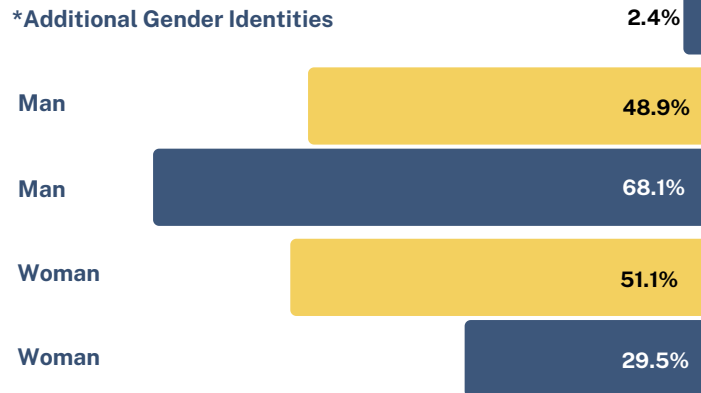


< 1 Year	1-4 Yrs	5-9 Yrs	10+ Yrs
14.3%	16.1%	8.9%	60.7%

Gender Groups

(*Please note the US Census only provides data for Male and Female categories)

● PIT ● General Population

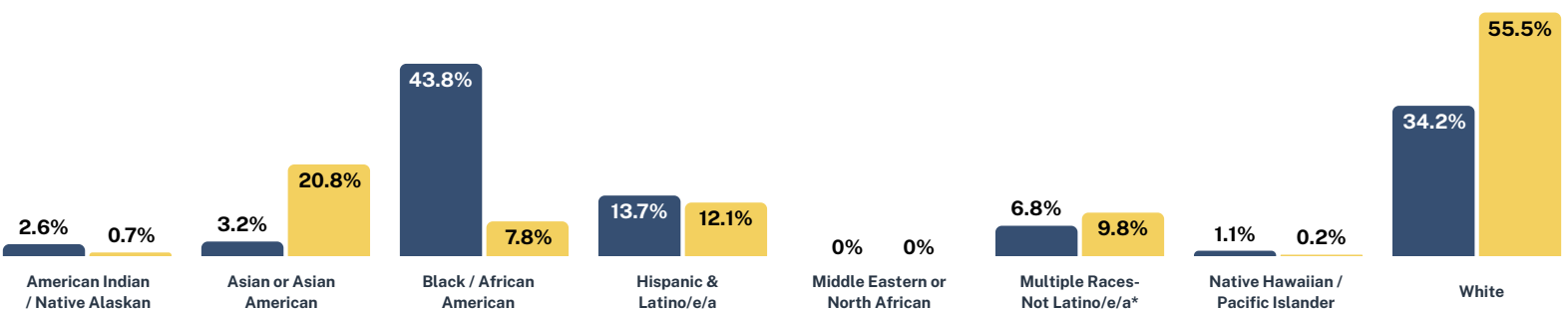


ADDITIONAL HOUSEHOLD CHARACTERISTICS



RACE IDENTITIES COMPARED TO GENERAL POPULATION

■ PIT ■ General Population



*Census data does not currently differentiate between Hispanic/Latino/a/e status for Multiple Races