



Union City 2022 Point In Time Count Unsheltered Population Report



Every 2 years, communities conduct comprehensive counts of people experiencing homelessness in order to measure the prevalence of homelessness in each local community. The 2022 Alameda County EveryOne Counts! Point-in-Time Count was a community-wide effort conducted on February 23, 2022. The Count had not been conducted since 2019 due to COVID 19. Results presented below are for those individuals that were observed as being unsheltered in Union City on the morning of 2/23/22.



489 Individuals

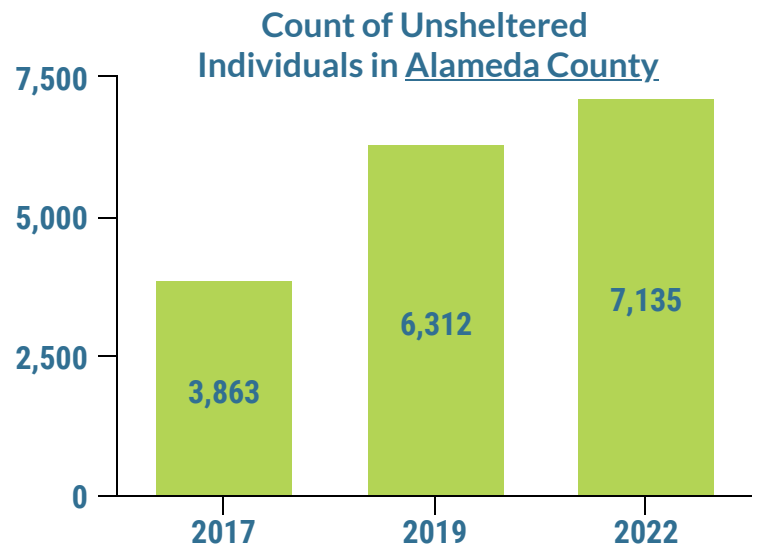
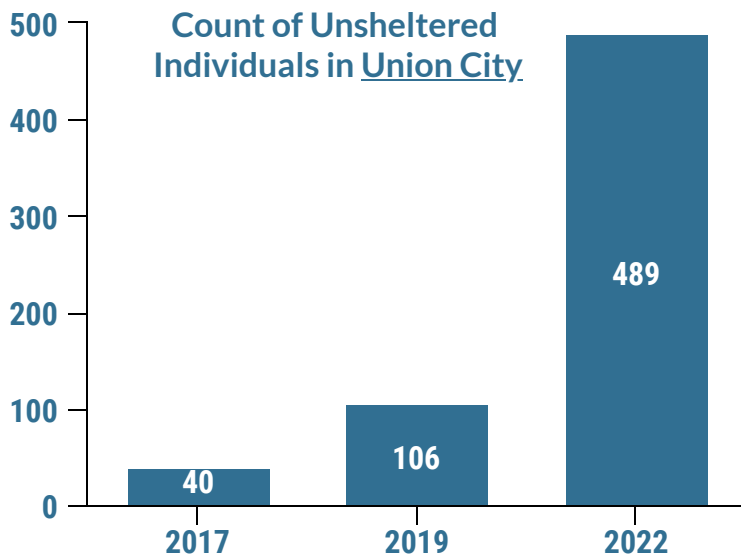
Were observed as being unsheltered in Union City.



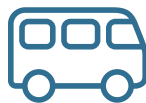
7,135 Individuals

Were observed as being unsheltered in Alameda County.

7% of unsheltered Individuals in Alameda County Live in Union City



Unsheltered Population by Location



| | Tent | Car/Van | RV | Street/ Outside | Abandoned Building |
|-----------------|----------------|----------------|----------------|--------------------|-----------------------|
| Union City 2022 | 25 (5%) | 337 (69%) | 86 (18%) | 39 (8%) | 1 (<1%) |
| Alameda County | 2,216 (31%) | 2,318 (32%) | 1,600 (22%) | 958 (13%) | 43 (1%) |