



# Emeryville 2022 Point In Time Count Unsheltered Population Report



Every 2 years, communities conduct comprehensive counts of people experiencing homelessness in order to measure the prevalence of homelessness in each local community. The 2022 Alameda County EveryOne Counts! Point-in-Time Count was a community-wide effort conducted on February 23, 2022. The Count had not been conducted since 2019 due to COVID 19. Results presented below are for those individuals that were observed as being unsheltered in Emeryville on the morning of 2/23/22.



## 91 Individuals

Were observed as being unsheltered in Emeryville

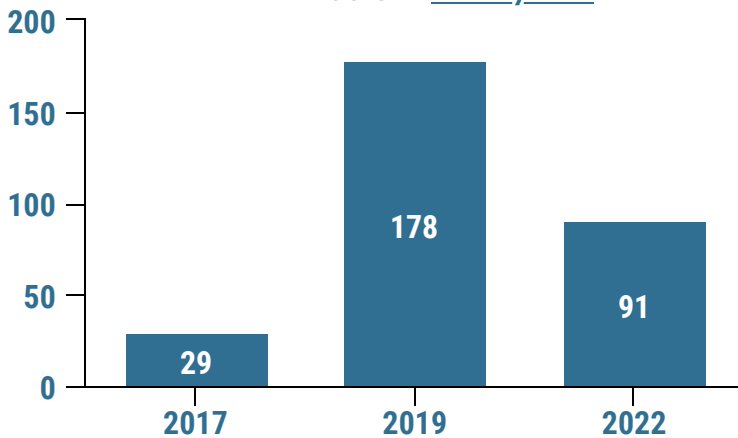


## 7,135 Individuals

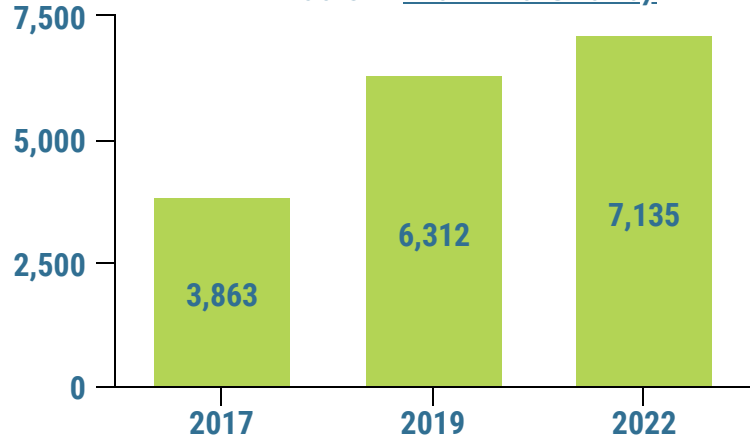
Were observed as being unsheltered in Alameda County.

1% of unsheltered Individuals in Alameda County Live in Emeryville

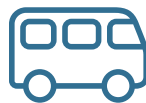
Count of Unsheltered Individuals in Emeryville



Count of Unsheltered Individuals in Alameda County



## Unsheltered Population by Location



	Tent	Car/Van	RV	Street/Outside	Abandoned Building
<b>Emeryville 2022</b>	19 (21%)	40 (44%)	21 (24%)	11 (12%)	0 (0%)
<b>Alameda County 2022</b>	2,216 (31%)	2,318 (32%)	1,600 (22%)	958 (13%)	43 (1%)