



Results-Based Accountability Committee

March 11, 2019

Present:

1. Welcome and Introductions

2. Announcements and Updates

Jessie

- Next Meeting: 2-4 PM on Monday April 8th at Conference Room 1, 4th Floor, 150 Frank Ogawa Plaza, Oakland.
- Update from Virtual Office Hours for Assessors
- 2019 Meeting dates, times, locations
- HMIS Update
 - HMIS Training calendar is available at: <http://www.acgov.org/cda/hcd/hmis/training-calendar.htm>
 - To register for training, or to request new projects or agency onboarding, email hmissupport@acgov.org

3. System Performance Measures (SPM)

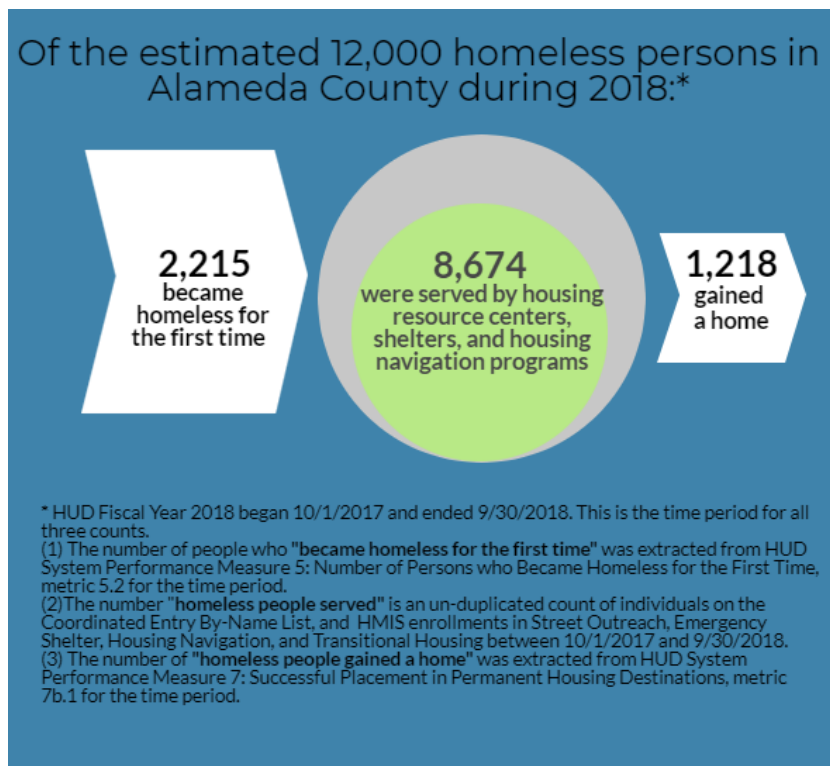
Trevor

- Presentation and discussion of a Looker report offers greater SPM detail
- How might we use this to address Length of Time Homeless?

4. Public Facing Dashboards

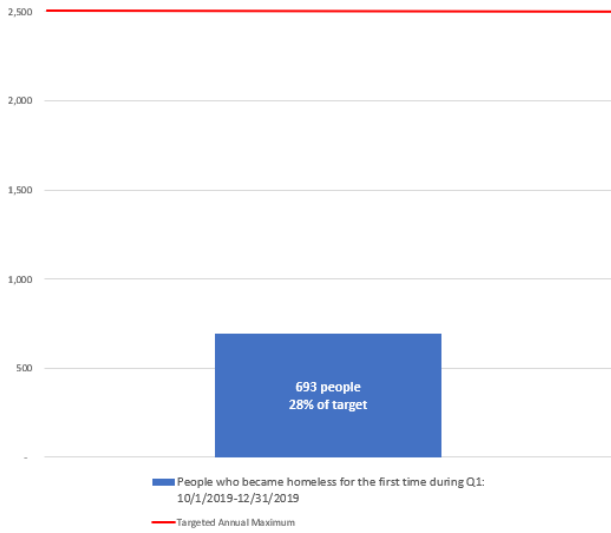
Jessie

- **First phase** of the public facing dashboard project will be to use plan graphics to show first time homeless, literally homeless, and exits to PH destinations. As well as quarter by quarter progress against the annual prevention and housing goals from the plan
- **Phase 2** will layer on additional data. Options include subpopulations (TAY, families, etc.), another option is turnover or vacancy rate in PSH

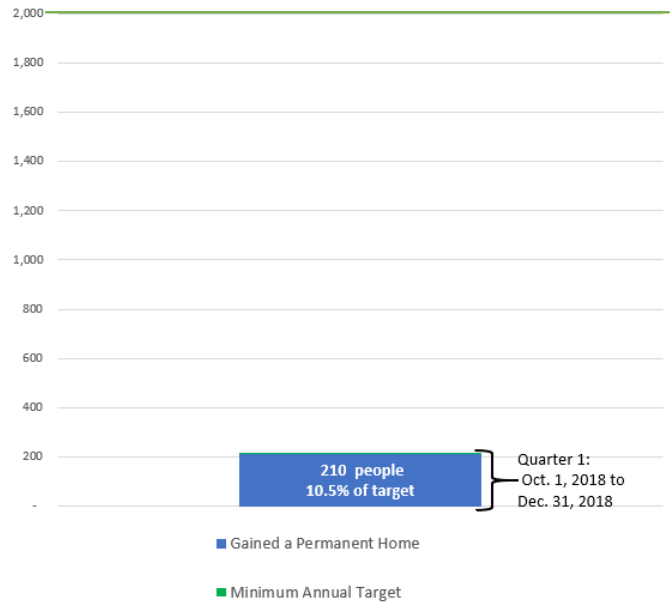


Presentation Style #1

Target: Fewer than 2,500 People Become Homeless for the First Time in FY2019

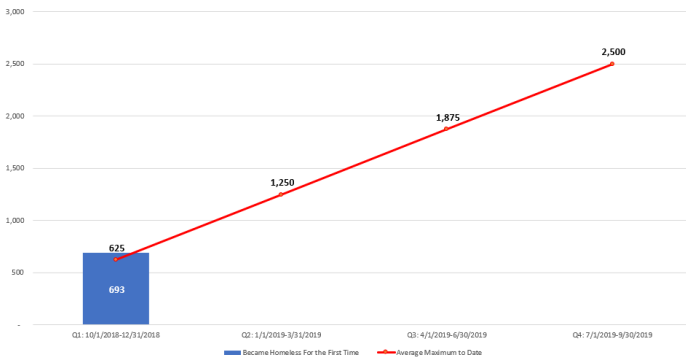


Target: More than 2,000 Homeless People Move into a Home

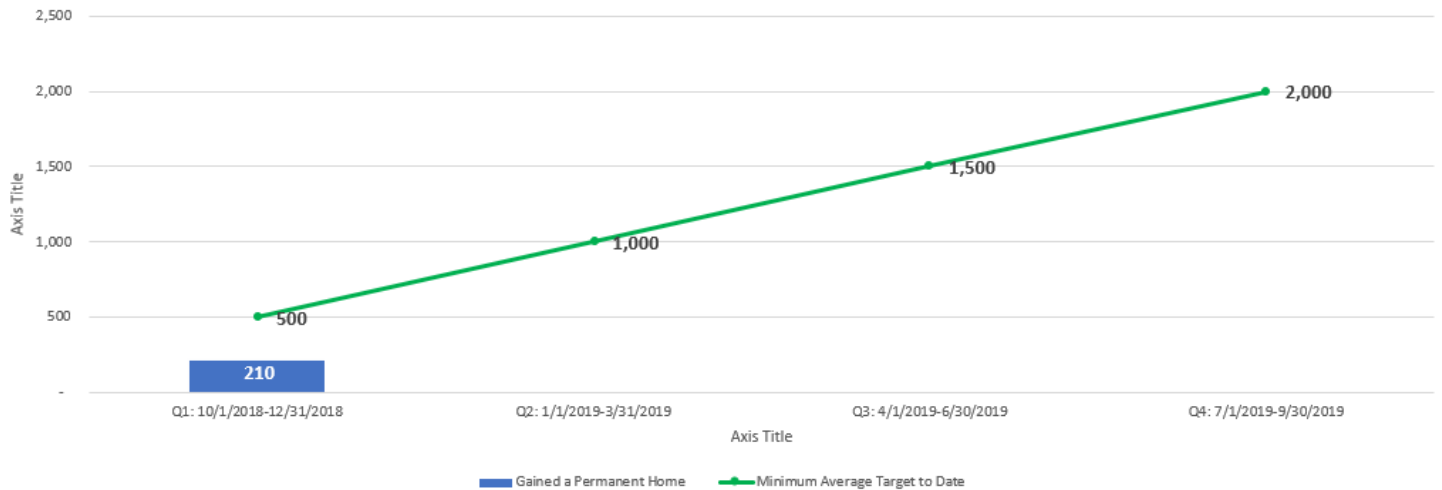


Presentation Style #2

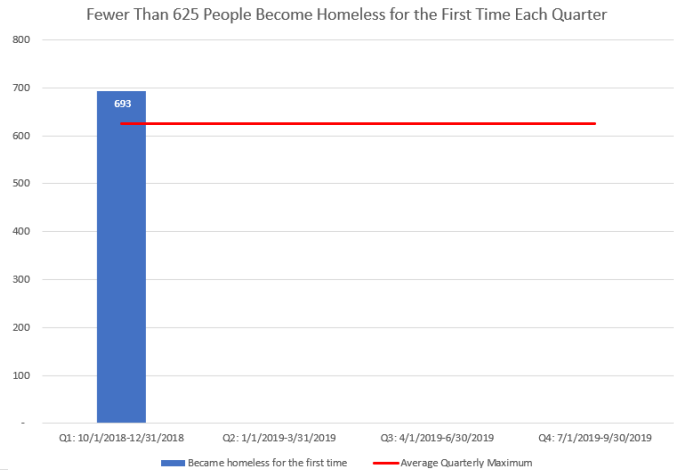
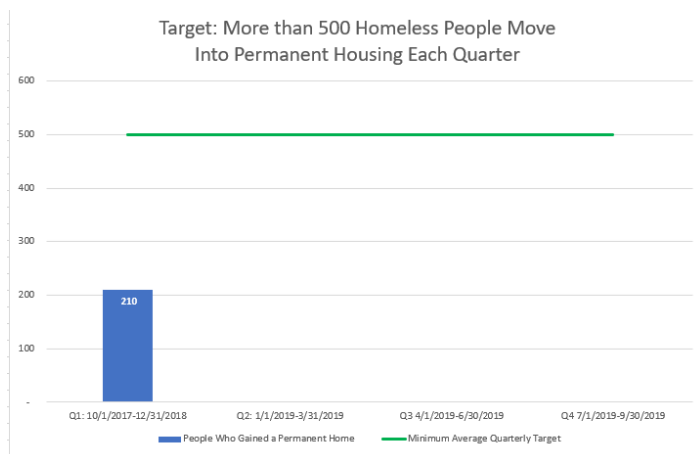
Chart Title



More than 2,000 homeless people will gain a permanent home



Presentation Style #3

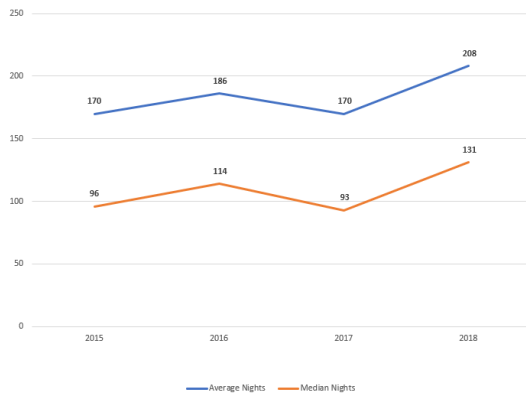


5. Turn the Curve/ System Performance Measures

Jessie

- Recap of discussion at Leadership Board
- Length of Time Homeless: Received 7 of 14 points on the most recent NOFA (using 2017 #s)

Measure 1A: Length of Time Homeless



6. Next Steps