



EveryOne Home <info@everyonehome.org>

FY 2018 CoC Program Competition Results--Alameda County HCD

EveryOne Home <info@everyonehome.org>

Fri, Aug 31, 2018 at 4:33 PM





To: Riley Wilkerson <riley.wilkerson@acgov.org>, "Shek, Flora, CDA" <flora.shek@acgov.org>, Daniel CDA Scott <daniel.scott@acgov.org>

Dear Applicant,

Thank you for submitting your application to the 2018 NOFA round! After a thorough review by our NOFA Committee, we are releasing the final results of the Local competition. You may find the list attached, along with additional scoring details for your project(s). If you are a lead-grantee, please forward this information to your sub-grantees. If you have any other questions please feel free to contact us at: info@everyonehome.org.

Best,
EveryOne Home

4 attachments

-  **Appendix A 2018 HUD CoC NOFA Appeals Process Final 720180719.pdf**
125K
-  **Alameda County HCD.docx**
61K
-  **Com. Announcement Memo CoC NOFA 2018 Final.pdf**
138K
-  **2018 R&R List 20180830.pdf**
153K

Below please find the scoring for the project above the table. If the project's Total Points do not match the project's Score, one or more criteria did not apply and therefore the score was pro-rated out of total possible points less than 100.

Agency: Alameda County HCD

Project: CES

*This project elected to keep the score awarded when previously submitting as a new/proposed project. If you would like to receive a copy of the point analysis from your original submission, feel free to contact us at: info@everyonehome.org

Primary Activity Type	Target Populations	Housing 1st Doc	Outcome A	Outcome B	Outcome C	Outcome D	Outcomes Total	Resubmission Scores	Outcomes Final	Rprts & Invoicing	Capacity & Utilization	Client Eligibility	HMIS Data Quality	Fiscal Management	Housing 1st Nar	Spending	Cost Effectiveness	QA	Improve Sys Perf	Capacity to Serve	Consolidation

Total Score: 69.6
 Percentage: 69.6%

This project's scores were sent to the lead agency only. Please distribute to any sub-grantees or partners.

Agency: Alameda County HCD

Project: Alameda County Shelter Plus Care - HOPE Housing

Primary Activity Type	Target Populations	Housing 1st Doc	Outcome A	Outcome B	Outcome C	Outcome D	Outcomes Total	Resubmission Scores	Outcomes Final	Rprts & Invoicing	Capacity & Utilization	Client Eligibility	HMIS Data Quality	Fiscal Management	Housing 1st Nar	Spending	Cost Effectiveness	QA	Improve Sys Perf	Capacity to Serve	Consolidation
5	10	6.00	10.00	7.00	5.00	n/a	22.00	0.00	22.00	10	5	4.00	2	4	4.00	0.33	2	5.67			3

Total Score: 83
 Percentage: 90.22%

Note: The Award Amount for this grant was reduced by \$97,000.00. **The New Award Amount is \$390,069.00.** Grant reduced by last year’s underspending. Left 1/12th (8%) of grant for cushion. If you have any questions, please feel free to contact us at: info@everyonehome.org

This project’s scores were sent to the lead agency only. Please distribute to any sub-grantees or partners.

Agency: Alameda County HCD

Project: Alameda County Shelter Plus Care - TRA

Primary Activity Type	Target Populations	Housing 1st Doc	Outcome A	Outcome B	Outcome C	Outcome D	Outcomes Total	Resubmission Scores	Outcomes Final	Rprts & Invoicing	Capacity & Utilization	Client Eligibility	HMIS Data Quality	Fiscal Management	Housing 1st Nar	Spending	Cost Effectiveness	QA	Improve Sys Perf	Capacity to Serve	Consolidation
5	9	5.00	10.00	7.00	7.00	8.00	32.00	0.00	32.00	10	5	4.00	2	4	3.00	2.00	2	5.17			0

Total Score: 88.00

Percentage: 88.17%

This project’s scores were sent to the lead agency only. Please distribute to any sub-grantees or partners.

Agency: Alameda County HCD

Project: Alameda County Shelter Plus Care - HOST

Primary Activity Type	Target Populations	Housing 1st Doc	Outcome A	Outcome B	Outcome C	Outcome D	Outcomes Total	Resubmission Scores	Outcomes Final	Rprts & Invoicing	Capacity & Utilization	Client Eligibility	HMIS Data Quality	Fiscal Management	Housing 1st Nar	Spending	Cost Effectiveness	QA	Improve Sys Perf	Capacity to Serve	Consolidation
5	9	5.00	10.00	7.00	0.00	8.00	25.00	0.00	25.00	10	5	5.00	2	4	3.00	1.67	0	5.17			3

Total Score: 83
Percentage: 82.83%

This project's scores were sent to the lead agency only. Please distribute to any sub-grantees or partners.

Agency: Alameda County HCD

Project: Alameda County Shelter Plus Care - Lorenzo Creek

Primary Activity Type	Target Populations	Housing 1st Doc	Outcome A	Outcome B	Outcome C	Outcome D	Outcomes Total	Resubmission Scores	Outcomes Final	Rprts & Invoicing	Capacity & Utilization	Client Eligibility	HMIS Data Quality	Fiscal Management	Housing 1st Nar	Spending	Cost Effectiveness	QA	Improve Sys Perf	Capacity to Serve	Consolidation
5	9	4.50	10.00	7.00	7.00	8.00	32.00	0.00	32.00	10	4	5.00	2	4	3.67	1.00	2	5.67			3

Total Score: 91
 Percentage: 90.83%

This project's scores were sent to the lead agency only. Please distribute to any sub-grantees or partners.

Agency: Alameda County HCD

Project: Alameda County Shelter Plus Care - PRA

Primary Activity Type	Target Populations	Housing 1st Doc	Outcome A	Outcome B	Outcome C	Outcome D	Outcomes Total	Resubmission Scores	Outcomes Final	Rprts & Invoicing	Capacity & Utilization	Client Eligibility	HMIS Data Quality	Fiscal Management	Housing 1st Nar	Spending	Cost Effectiveness	QA	Improve Sys Perf	Capacity to Serve	Consolidation
5	9	5.00	10.00	7.00	5.00	8.00	30.00	0.00	30.00	10	5	5.00	2	4	3.00	0.67	2	5.33			0

Total Score: 86.60

Percentage: 87%

This project's scores were sent to the lead agency only. Please distribute to any sub-grantees or partners.

Agency: Alameda County HCD

Project: Alameda County Shelter Plus Care - SRA

Primary Activity Type	Target Populations	Housing 1st Doc	Outcome A	Outcome B	Outcome C	Outcome D	Outcomes Total	Resubmission Scores	Outcomes Final	Rpts & Invoicing	Capacity & Utilization	Client Eligibility	HMIS Data Quality	Fiscal Management	Housing 1st Nar	Spending	Cost Effectiveness	QA	Improve Sys Perf	Capacity to Serve	Consolidation
5	9	5.00	10.00	7.00	7.00	8.00	32.00	0.00	32.00	10	5	4.00	2	4	3.00	0.33	2	5.33			0

Total Score: 87
 Percentage: 86.67%

Note: The Award Amount for this grant was reduced by \$342,413.00. **The New Award Amount is \$1,314,975.00.** Consistently underspent by 26-29% over last 3 grant years. Reduction amount is lowest underspent of 3 years. If you have any questions, please feel free to contact us at: info@everyonehome.org

This project's scores were sent to the lead agency only. Please distribute to any sub-grantees or partners.

Agency: Alameda County HCD

Project: Alameda County Shelter Plus Care – SRO

Primary Activity Type	Target Populations	Housing 1st Doc	Outcome A	Outcome B	Outcome C	Outcome D	Outcomes Total	Resubmission Scores	Outcomes Final	Rpts & Invoicing	Capacity & Utilization	Client Eligibility	HMIS Data Quality	Fiscal Management	Housing 1st Nar	Spending	Cost Effectiveness	QA	Improve Sys Perf	Capacity to Serve	Consolidation
5	9	5.00	10.00	7.00	7.00	8.00	32.00	0.00	32.00	10	5	5.00	2	4	3.00	0.33	2	5.33			0

Total Score: 88
 Percentage: 87.67%

Note: The Award Amount for this grant was reduced by \$167,651.00. **The New Award Amount is \$627,313.00.** Site-based Project with general pattern of underspending grant by 30% over last 3 grant years. Reduction amount is lowest unspent of 3 years. If you have any questions, please feel free to contact us at: info@everyonehome.org

This project’s scores were sent to the lead agency only. Please distribute to any sub-grantees or partners.

Agency: Alameda County HCD

Project: Alameda Point Permanent

Primary Activity Type	Target Populations	Housing 1st Doc	Outcome A	Outcome B	Outcome C	Outcome D	Outcomes Total	Resubmission Scores	Outcomes Final	Rpts & Invoicing	Capacity & Utilization	Client Eligibility	HMIS Data Quality	Fiscal Management	Housing 1st Nar	Spending	Cost Effectiveness	QA	Improve Sys Perf	Capacity to Serve	Consolidation
5	9	5.00	10.00	7.00	0.00	8.00	25.00	2.50	27.50	10	4	5.00	2	4	4.00	5.00	2	7.00			3

Total Score: 93
 Percentage: 92.50%

This project’s scores were sent to the lead agency only. Please distribute to any sub-grantees or partners.

Agency: Alameda County HCD

Project: APC – Multi Service Center

Primary Activity Type	Target Populations	Housing 1st Doc	Outcome A	Outcome B	Outcome C	Outcome D	Outcomes Total	Resubmission Scores	Outcomes Final	Rprts & Invoicing	Capacity & Utilization	Client Eligibility	HMIS Data Quality	Fiscal Management	Housing 1st Nar	Spending	Cost Effectiveness	QA	Improve Sys Perf	Capacity to Serve	Consolidation
5	9	5.00	10.00	0.00	0.00	8.00	18.00	4.00	22.00	10	5	5.00	2	4	4.00	5.00	0	7.00			0

Total Score: 83
 Percentage: 83%

This project’s scores were sent to the lead agency only. Please distribute to any sub-grantees or partners.

Agency: Alameda County HCD

Project: Banyan House

Primary Activity Type	Target Populations	Housing 1st Doc	Outcome A	Outcome B	Outcome C	Outcome D	Outcomes Total	Resubmission Scores	Outcomes Final	Rprts & Invoicing	Capacity & Utilization	Client Eligibility	HMIS Data Quality	Fiscal Management	Housing 1st Nar	Spending	Cost Effectiveness	QA	Improve Sys Perf	Capacity to Serve	Consolidation
3	0	6.00	10.00	7.00	7.00	8.00	32.00	0.00	32.00	10	2	5.00	2	4	3.17	5.00	2	5.83			0

Total Score: 80

Percentage: 80%

This project's scores were sent to the lead agency only. Please distribute to any sub-grantees or partners.

Agency: Alameda County HCD

Project: Homes for Wellness

*This project elected to keep the score awarded when previously submitting as a new/proposed project. If you would like to receive a copy of the point analysis from your original submission, feel free to contact us at: info@everyonehome.org

Primary Activity Type	Target Populations	Housing 1st Doc	Outcome A	Outcome B	Outcome C	Outcome D	Outcomes Total	Resubmission Scores	Outcomes Final	Rprts & Invoicing	Capacity & Utilization	Client Eligibility	HMIS Data Quality	Fiscal Management	Housing 1st Nar	Spending	Cost Effectiveness	QA	Improve Sys Perf	Capacity to Serve	Consolidation

Total Score: 83.29

Percentage: 83.29%

This project's scores were sent to the lead agency only. Please distribute to any sub-grantees or partners.

Agency: Alameda County HCD

Project: InHouse (HMIS)

Primary Activity Type	Target Populations	Housing 1st Doc	Factor A	Factor B	Factor C	Factor D	Factor Total	Resubmission Scores	Factors Final	Rprts & Invoicing	Capacity & Utilization	Client Eligibility	HMIS Data Quality	Fiscal Management	Housing 1st Nar	Spending	Cost Effectiveness	QA	Improve Sys Perf	Capacity to Serve	Consolidation
5			10.00	15.00	15.00	10.00	50.00		50.00				15			5.00		7.00			

Total Score: 82
 Percentage: 91.11%

This project’s scores were sent to the lead agency only. Please distribute to any sub-grantees or partners.

Agency: Alameda County HCD

Project: Lorenzo Creek SHP

Primary Activity Type	Target Populations	Housing 1st Doc	Outcome A	Outcome B	Outcome C	Outcome D	Outcomes Total	Resubmission Scores	Outcomes Final	Rprts & Invoicing	Capacity & Utilization	Client Eligibility	HMIS Data Quality	Fiscal Management	Housing 1st Nar	Spending	Cost Effectiveness	QA	Improve Sys Perf	Capacity to Serve	Consolidation
5	9	4.50	10.00	7.00	7.00	8.00	32.00	0.00	32.00	10	4	5.00	2	4	4.00	0.67	0	5.33			3

Total Score: 89

Percentage: 88.50%

Note: The Award Amount for this grant was reduced by \$8,419.00. **The New Award Amount is \$77,369.00.** Consistently underspent grant. Site-based Project with fluctuation in needs for services. Reduction amount is lowest unspent of 3 years. If you have any questions, please feel free to contact us at: info@everyonehome.org

This project’s scores were sent to the lead agency only. Please distribute to any sub-grantees or partners.

Agency: Alameda County HCD

Project: Reciprocal Integrated Services for Empowerment (RISE) Project

Primary Activity Type	Target Populations	Housing 1st Doc	Outcome A	Outcome B	Outcome C	Outcome D	Outcomes Total	Resubmission Scores	Outcomes Final	Rpts & Invoicing	Capacity & Utilization	Client Eligibility	HMIS Data Quality	Fiscal Management	Housing 1st Nar	Spending	Cost Effectiveness	QA	Improve Sys Perf	Capacity to Serve	Consolidation
5	9	5.50	10.00	7.00	7.00	8.00	32.00	0.00	32.00	10	5	5.00	0	4	3.33	5.00	2	5.33			0

Total Score: 91
 Percentage: 91.17%

This project’s scores were sent to the lead agency only. Please distribute to any sub-grantees or partners.

Agency: Alameda County HCD

Project: Southern Alameda County Housing/Jobs Linkages Program

Primary Activity Type	Target Populations	Housing 1st Doc	Outcome A	Outcome B	Outcome C	Outcome D	Outcomes Total	Resubmission Scores	Outcomes Final	Rprts & Invoicing	Capacity & Utilization	Client Eligibility	HMIS Data Quality	Fiscal Management	Housing 1st Nar	Spending	Cost Effectiveness	QA	Improve Sys Perf	Capacity to Serve	Consolidation
5	8	5.00	10.00	7.00	7.00	n/a	24.00	0.00	24.00	10	5	5.00	2	4	3.67	0.00	2	5.33			0

Total Points: 79
 Percentage: 85.87%

Note: The Award Amount for this grant was reduced by \$140,000.00. **The New Award Amount is \$1,359,466.00.** Grant reduced by last year’s underspending. Left 1/12th (8%) of grant for cushion. If you have any questions, please feel free to contact us at: info@everyonehome.org

Agency: Alameda County HCD

Project: Tri-City FESCO Bridgeway Apartments

Primary Activity Type	Target Populations	Housing 1st Doc	Outcome A	Outcome B	Outcome C	Outcome D	Outcomes Total	Resubmission Scores	Outcomes Final	Rpts & Invoicing	Capacity & Utilization	Client Eligibility	HMIS Data Quality	Fiscal Management	Housing 1st Nar	Spending	Cost Effectiveness	QA	Improve Sys Perf	Capacity to Serve	Consolidation
5	9.00	4.50	10.00	7.00	7.00	8.00	32.00	0.00	32.00	10	5	3.50	2	4	4.00	2.00	2	5.33			0

Total Points: 88
 Percentage: 88.33%

Agency: Alameda County HCD

Project: Welcome Home

Primary Activity Type	Target Populations	Housing 1st Doc	Outcome A	Outcome B	Outcome C	Outcome D	Outcomes Total	Resubmission Scores	Outcomes Final	Rpts & Invoicing	Capacity & Utilization	Client Eligibility	HMIS Data Quality	Fiscal Management	Housing 1st Nar	Spending	Cost Effectiveness	QA	Improve Sys Perf	Capacity to Serve	Consolidation
5	9	4.00	10.00	3.00	7.00	n/a	20.00	2.00	22.00	10	0	5.00	2	4	4.00	1.00	0	5.33			3

Total Points: 74
Percentage: 80.80%

Agency: Alameda County HCD

Project: Welcome Home San Leandro

Primary Activity Type	Target Populations	Housing 1st Doc	Outcome A	Outcome B	Outcome C	Outcome D	Outcomes Total	Resubmission Scores	Outcomes Final	Rpts & Invoicing	Capacity & Utilization	Client Eligibility	HMIS Data Quality	Fiscal Management	Housing 1st Nar	Spending	Cost Effectiveness	QA	Improve Sys Perf	Capacity to Serve	Consolidation
5	10	4.00	10.00	7.00	7.00	8.00	32.00	0.00	32.00	10	2	5.00	2	4	3.83	5.00	0	5.67			0

Total Points: 89

Percentage: 88.50%

Below please find the scoring for the project above the table. If the project's Total Points do not match the project's Score, one or more criteria did not apply and therefore the score was pro-rated out of total possible points less than 100.

Agency: Alameda County HCD

Project: Spirit of Hope 1

*This project elected to keep the score awarded when previously submitting as a new/proposed project. If you would like to receive a copy of the point analysis from your original submission, feel free to contact us at: info@everyonehome.org

Primary Activity Type	Target Populations	Housing 1st Doc	Outcome A	Outcome B	Outcome C	Outcome D	Outcomes Total	Resubmission Scores	Outcomes Final	Rprts & Invoicing	Capacity & Utilization	Client Eligibility	HMIS Data Quality	Fiscal Management	Housing 1st Nar	Spending	Cost Effectiveness	QA	Improve Sys Perf	Capacity to Serve	Consolidation
5	9	5	10	7	0	n/a	17	4	21	10	5	5	2	4	3.67	5	2	6.67			3

Total Score: 86
Percentage: 89.93

This project's scores were sent to the lead agency only. Please distribute to any sub-grantees or partners.